

UNITED STATES
SECURITIES AND EXCHANGE COMMISSION
Washington, D.C. 20549

FORM 8-K

CURRENT REPORT
Pursuant to Section 13 OR 15(d) of The Securities Exchange Act of 1934

Date of Report (Date of earliest event reported): February 12, 2020

Atomera Incorporated

(Exact name of registrant as specified in its charter)

Delaware
(State or Other Jurisdiction
of Incorporation)

001-37850
(Commission File
Number)

30-0509586
(I.R.S. Employer
Identification Number)

750 University Avenue, Suite 280
Los Gatos, California 95032
(Address of principal executive offices) (zip code)

(408) 442-5248
(Registrant's telephone number, including area code)

(Former name or former address, if changed since last report)

Check the appropriate box below if the Form 8-K filing is intended to simultaneously satisfy the filing obligation of the registrant under any of the following provisions (see General Instruction A.2. below):

- Written communications pursuant to Rule 425 under the Securities Act (17 CFR 230.425)
- Soliciting material pursuant to Rule 14a-12 under the Exchange Act (17 CFR 240.14a-12)
- Pre-commencement communications pursuant to Rule 14d-2(b) under the Exchange Act (17 CFR 240.14d-2(b))
- Pre-commencement communications pursuant to Rule 13e-4(c) under the Exchange Act (17 CFR 240.13e-4(c))

Securities registered pursuant to Section 12(b) of the Act:

Title of each class	Trading Symbol(s)	Name of each exchange on which registered
Common stock: Par value \$0.001	ATOM	Nasdaq Capital Market

Indicate by check mark whether the registrant is an emerging growth company as defined in Rule 405 of the Securities Act of 1933 (§230.405 of this chapter) or Rule 12b-2 of the Securities Exchange Act of 1934 (§240.12b-2 of this chapter).

Emerging growth company

If an emerging growth company, indicate by check mark if the registrant has elected not to use the extended transition period for complying with any new or revised financial accounting standards provided pursuant to Section 13(a) of the Exchange Act.

Item 2.02 Results of Operations and Financial Condition

On February 12, 2020, Atomera Incorporated issued a press release announcing its financial results for the three and twelve months ended December 31, 2019. The Company also intends to conduct an earnings call over which it will distribute an investor presentation. The text of the press release is attached hereto as Exhibit 99.1 and the investor presentation is attached hereto as Exhibit 99.2, both are incorporated by reference herein.

The information in this Current Report, including the exhibits attached hereto, is furnished pursuant to Item 2.02 and shall not be deemed “filed” for any purpose, including for the purposes of Section 18 of the Securities Exchange Act of 1934, as amended (the “Exchange Act”), or otherwise subject to the liabilities of that Section. The information in this Current Report on Form 8-K shall not be deemed incorporated by reference into any filing under the Securities Act of 1933, as amended (the “Securities Act”), or the Exchange Act regardless of any general incorporation language in such filing.

Item 9.01 Financial Statements and Exhibits.

(d) Exhibits:

- 99.1 [Press release dated February 12, 2020 Atomera Incorporated](#)
- 99.2 [Investor presentation February 12, 2020 Atomera Incorporated](#)

SIGNATURES

Pursuant to the requirements of the Securities Exchange Act of 1934, the Registrant has duly caused this report to be signed on its behalf by the undersigned, hereunto duly authorized.

ATOMERA INCORPORATED

By: */s/ Francis Laurencio*
Francis Laurencio
Chief Financial Officer

Date: February 12, 2020



Atomera Provides Fourth Quarter and Fiscal 2019 Results

LOS GATOS, Calif. Feb. 12, 2020 Atomera Incorporated (NASDAQ: ATOM), a semiconductor materials and intellectual property licensing company focused on deploying its proprietary technology into the semiconductor industry, today provided a corporate update and announced financial results for the fourth quarter and fiscal year ended December 31, 2019.

Company Highlights

- Record amount of customer activity as measured by wafer shipments and phase 3 engagements
- Strong technical results in each of Atomera's focus areas
- Strong cash position

Management Commentary

"Atomera has exited 2019 with very strong momentum, with more customer activity than at any time in our history," said Scott Bibaud, President and CEO. "Our recent technology and customer advances give us confidence to increase investment in our business to accelerate our progress toward additional licenses and revenue growth."

Financial Results

During the fourth quarter of 2019, revenue was \$138,000, compared with \$150,000 in the fourth quarter of 2018. The Company incurred a net loss of \$(3.0) million, or \$(0.18) per basic and diluted share in the fourth quarter of 2019, compared to a net loss of \$(3.2) million, or \$(0.22) per basic and diluted share, for the fourth quarter of 2018. Adjusted EBITDA (a non-GAAP financial measure) in the fourth quarter of 2019 was a loss of \$(2.4) million compared to an adjusted EBITDA loss of \$(2.7) million in the fourth quarter of 2018.

For fiscal year 2019, revenue was \$533,000, compared with \$246,000 in fiscal 2018. Net loss was \$(13.3) million, or \$(0.84) per basic and diluted share for fiscal 2019, compared to \$(12.9) million, or \$(1.02) per basic and diluted share in fiscal 2018. Adjusted EBITDA for fiscal 2019 was a loss of \$(10.7) million compared to an adjusted EBITDA loss of \$(10.7) million in fiscal 2018.

The Company had \$14.9 million in cash and cash equivalents as of December 31, 2019, compared to \$18.9 million as of December 31, 2018.

The total number of shares outstanding was 17.1 million as of December 31, 2019.

Fourth Quarter and Fiscal Year 2019 Results Conference Call and Webcast

Atomera will host a conference call today to discuss its financial results and recent progress.

Date: Wednesday, Feb. 12, 2020

Time: 2:00 p.m. PT (5:00 p.m. ET)

Phone: (844) 263-8318 (domestic); +1 (213) 358-0960 (international)

Replay: Available until Feb. 19, 2020; (855) 859-2056 (domestic); +1(404) 537-3406 (international); passcode 8660938

Webcast: Accessible at www.atomera.com

Note about NonGAAP Financial Measures

In addition to the unaudited results presented in accordance with generally accepted accounting principles, or GAAP, in this press release, Atomera presents adjusted EBITDA, which is a nonGAAP financial measure. Adjusted EBITDA is determined by taking net loss and eliminating the impacts of interest, depreciation, amortization and stockbased compensation. Our definition of adjusted EBITDA may not be comparable to the definitions of similarlytitled measures used by other companies. We believe that this nonGAAP financial measure, viewed in addition to and not in lieu of our reported GAAP results, provides useful information to investors by providing a more focused measure of operating results. This metric is used as part of the Company's internal reporting to evaluate its operations and the performance of senior management. A table reconciling this measure to the comparable GAAP measure is available in the accompanying financial tables below.

About Atomera Incorporated

Atomera Incorporated has developed Mears Silicon Technology™ ("MST[®]"), which increases performance and power efficiency in semiconductor transistors. MST can be implemented using equipment already deployed in semiconductor manufacturing facilities and is complementary to other nanoscaling technologies already in the semiconductor industry roadmap.

Safe Harbor

This press release contains forwardlooking statements concerning Atomera Incorporated, including statements regarding the prospects for the semiconductor industry generally and the ability of our MST technology to significantly improve semiconductor performance. Those forwardlooking statements involve known and unknown risks, uncertainties and other factors that could cause actual results to differ materially. Among those factors are: (1) the fact that, to date, we have only recognized minimal engineering services and licensing revenues and we have not yet commenced principal revenue producing operations or entered into a definitive royalty-based manufacturing and distribution license agreement with regard to our MST technology, thus subjecting us to all of the risks inherent in an early-stage enterprise; (2) risks related to our ability to advance the licensing arrangements with our initial integration licensees, Asahi Kasei Microdevices and STM Microelectronics, to royalty-based manufacturing and distribution licenses or our ability to add other licensees; (3) risks related to our ability to raise sufficient capital, as and when needed, to pursue the further development, licensing and commercialization of our MST technology; (4) our ability to protect our proprietary technology, trade secrets and knowhow and (5) those other risks disclosed in the section "Risk Factors" included in our Prospectus Supplement filed with the SEC on May 30, 2019. We caution readers not to place undue reliance on any forwardlooking statements. We do not undertake, and specifically disclaim any obligation, to update or revise such statements to reflect new circumstances or unanticipated events as they occur.

-- Financial Tables Follow --

Atomera Incorporated
Balance Sheets
(in thousands, except per share data)

	<u>December 31,</u> <u>2019</u>	<u>December 31,</u> <u>2018</u>
	<u>(Unaudited)</u>	
ASSETS		
Current assets:		
Cash and cash equivalents	\$ 14,871	\$ 18,933
Accounts receivable	–	185
Prepaid expenses and other current assets	132	170
Total current assets	<u>15,003</u>	<u>19,288</u>
Property and equipment, net	63	56
Operating lease right-of-use asset	161	–
Security deposit	13	13
Total assets	<u>\$ 15,240</u>	<u>\$ 19,357</u>
LIABILITIES AND STOCKHOLDERS' EQUITY		
Current liabilities:		
Accounts payable	\$ 315	\$ 348
Accrued expenses	145	224
Accrued payroll related expenses	819	984
Current operating lease liability	152	–
Deferred revenue	37	55
Total liabilities	<u>1,468</u>	<u>1,611</u>
Commitments and contingencies		
Stockholders' equity:		
Preferred stock, \$0.001 par value, authorized 2,500 shares; none issued and outstanding at December 31, 2019 and December 31, 2018	–	–
Common stock, \$0.001 par value, authorized 47,500 shares; 17,117 and 15,034 shares issued and outstanding at December 31, 2019 and December 31, 2018, respectively.	17	15
Additional paid-in capital	149,017	139,693
Accumulated deficit	(135,262)	(121,962)
Total stockholders' equity	<u>13,772</u>	<u>17,746</u>
Total liabilities and stockholders' equity	<u>\$ 15,240</u>	<u>\$ 19,357</u>

Atomera Incorporated
Condensed Statements of Operations
(in thousands, except per share data)

	Three Months Ended December 31,		Year Ended December 31,	
	2019	2018	2019	2018
	(Unaudited)	(Unaudited)	(Unaudited)	
Revenue	\$ 138	\$ 150	\$ 533	\$ 246
Cost of revenue	(29)	(35)	(253)	(148)
Gross margin	109	115	280	98
Operating expenses				
Research and development	1,818	1,968	7,748	7,318
General and administrative	1,155	1,175	5,203	4,956
Selling and marketing	242	262	954	957
Total operating expenses	3,215	3,405	13,905	13,231
Loss from operations	(3,106)	(3,290)	(13,625)	(13,133)
Other income				
Interest income	60	91	325	236
Total other income	60	91	325	236
Net loss	\$ (3,046)	\$ (3,199)	\$ (13,300)	\$ (12,897)
Net loss per common share, basic and diluted	\$ (0.18)	\$ (0.22)	\$ (0.84)	\$ (1.02)
Weighted average number of common shares outstanding, basic and diluted	16,606	14,364	15,852	12,655

Atomera Incorporated
Reconciliation to Non- GAAP EBITDA
(Unaudited)

	Three Months Ended December 31,		Year Ended December 31,	
	2019	2018	2019	2018
Net loss (GAAP)	\$ (3,046)	\$ (3,199)	\$ (13,300)	\$ (12,897)
Add (subtract) the following items:				
Interest income	(60)	(91)	(325)	(236)
Depreciation and amortization	11	9	44	33
Stock-based compensation	649	629	2,929	2,425
Adjusted EBITDA (non-GAAP)	\$ (2,446)	\$ (2,652)	\$ (10,652)	\$ (10,675)

Investor Contact:

Bishop IR
Mike Bishop
(415) 894-9633
investor@atomera.com



Q4 2019
Conference Call
February 12, 2020

This presentation contains forward-looking statements concerning Atomera Incorporated (“Atomera,” the “Company,” “we,” “us,” and “our”). The words “believe,” “may,” “will,” “potentially,” “estimate,” “continue,” “anticipate,” “intend,” “could,” “would,” “project,” “plan,” “expect” and similar expressions that convey uncertainty of future events or outcomes are intended to identify forward-looking statements. These forward-looking statements are subject to a number of risks, uncertainties and assumptions, including those disclosed in the section “Risk Factors” included in our Prospectus Supplement filed with the SEC on May 30, 2019. In light of these risks, uncertainties and assumptions, the forward-looking events and circumstances discussed in this presentation may not occur and actual results could differ materially and adversely from those anticipated or implied in our forward-looking statements. You should not rely upon forward-looking statements as predictions of future events. Although we believe that the expectations reflected in our forward-looking statements are reasonable, we cannot guarantee that the future results, levels of activity, performance or events and circumstances described in the forward-looking statements will be achieved or occur.

This presentation contains only basic information concerning Atomera. The Company’s filings with the Securities Exchange Commission, including the Prospectus Supplement, include more information about factors that could affect the Company’s operating and financial results. We assume no obligation to update information contained in this presentation. Although this presentation may remain available on the Company’s website or elsewhere, its continued availability does not indicate that we are reaffirming or confirming any of the information contained herein.

*Transistor enhancement
technology for the
\$450B semiconductor market*

*Strong, Growing and
Defensible
Patent Portfolio*



*Top Tier
Management Team*

*High Leverage IP
Licensing Business Model*

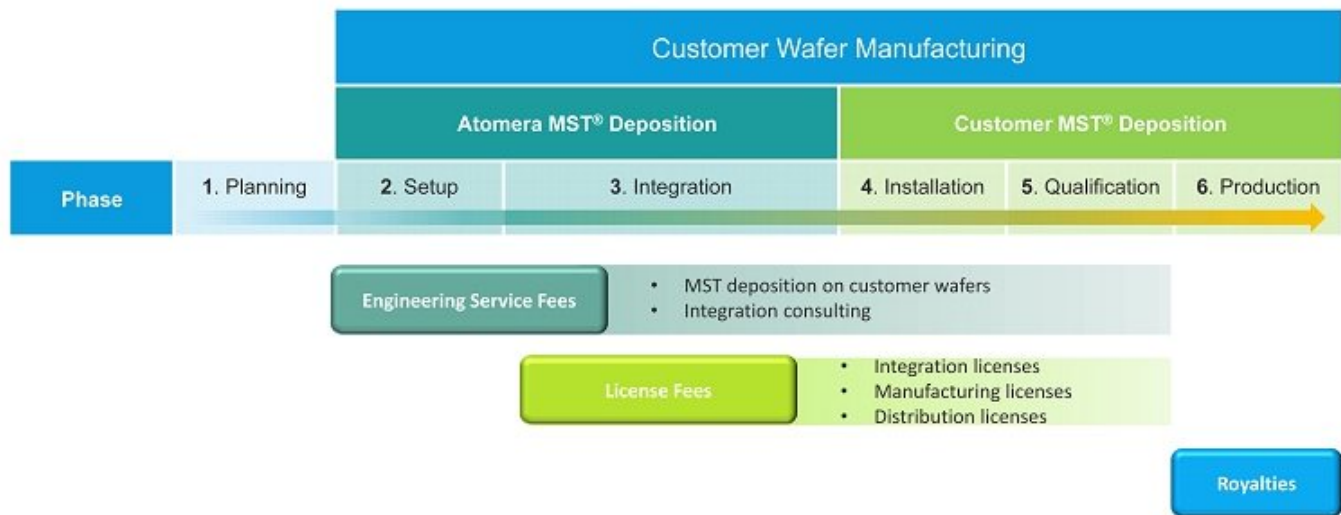
**Mears Silicon
Technology (MST®)**
Quantum Engineered Materials

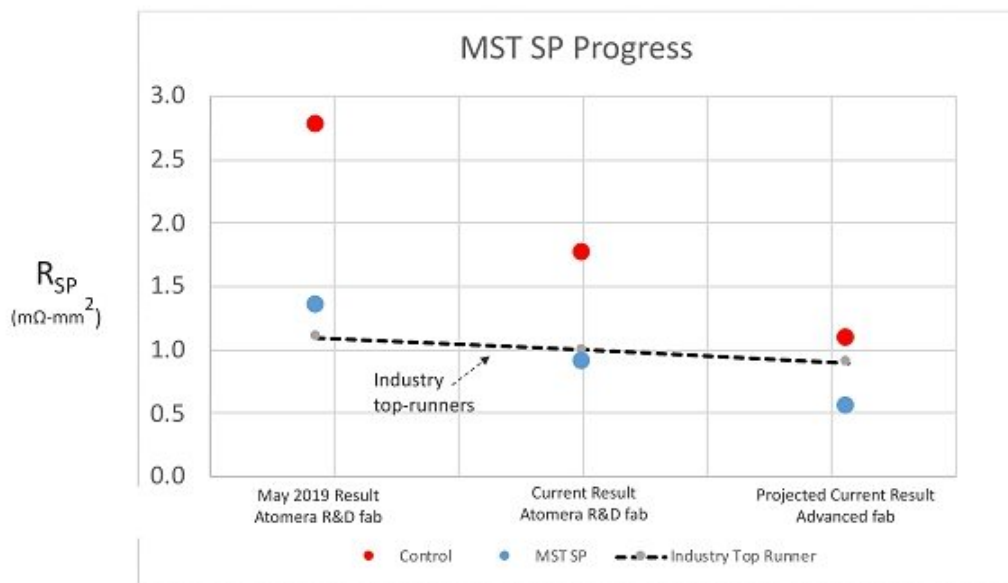
Number of Customer Engagements



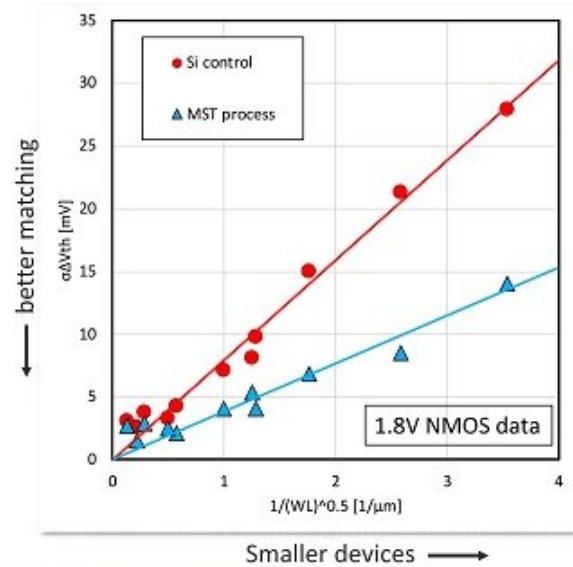
- 19 customers, 25 engagements
- Working with 50% of the world's top semiconductor makers*

* 10 of the top 20 (IC Insights, McClean Report 2019)





- Transistor mismatch is an industry problem
- Certain circuit designs benefit from mismatch reduction
 - A-D convertors
 - SRAM
 - Flash
 - DRAM sense amplifiers
- MST can reduce mismatch by more than 50%
- Details available at Atomera's website
 - blog.atomera.com



	Q4 '18	Q1 '19	Q2 '19	Q3 '19	Q4 '19	FY 2019	Balance Sheet 12/31/19	
GAAP Results							Cash	\$14.9M
Revenue	\$0.15M	\$0.07M	\$0.07M	\$0.25M	\$0.14M	\$0.53M	Debt	-
Gross Profit	\$0.12M	\$0.07M	\$0.05M	\$0.05M	\$0.11M	\$0.28M	Shares Outstanding	17.1M
Operating Expense								
R&D	\$2.0	\$2.1	\$2.1	\$1.7	\$1.8	\$7.7		
G&A	\$1.2	\$1.3	\$1.5	\$1.2	\$1.2	\$5.2		
S&M	\$0.3	\$0.2	\$0.2	\$0.2	\$0.2	\$1.0		
Total Operating Expense	(\$3.4M)	\$3.7M	\$3.8M	\$3.2M	\$3.2M	\$13.9M		
Net Loss	(\$3.2M)	(\$3.5M)	(\$3.6M)	(\$3.1M)	(\$3.0M)	(\$13.3M)		
Loss Per Share	(\$0.22)	(\$0.24)	(\$0.24)	(\$0.19)	(\$0.18)	(\$0.84)		
Reconciliation between GAAP & Non-GAAP								
Net Loss (GAAP)	(\$3.2M)	(\$3.5M)	(\$3.6M)	(\$3.1M)	(\$3.0M)	(\$13.3M)		
Stock-Based Compensation	\$0.6M	\$0.7M	\$0.8M	\$0.8M	\$0.6M	\$2.9M		
Other income (expense)	(\$0.1M)	(\$0.1M)	(\$0.1M)	(\$0.1M)	(\$0.0M)	(\$0.3M)		
Adjusted EBITDA (Non-GAAP)*	(\$2.6M)	(\$2.9M)	(\$2.9M)	(\$2.4M)	(\$2.4M)	(\$10.7M)		

*Adjusted EBITDA is a non-GAAP financial measure. A full reconciliation of GAAP and non-GAAP results is contained in our Q4 press release. Some totals reflect rounding.



atomera

Thank You